





iPad Friends for Primary Grades

The first 20 lessons are foundational skills that your students might need to get started at the beginning of the year. You may teach them in order, skip around, add, or omit lessons. Lessons at the end are suggestions for going beyond these initial lessons and are more content focused.


iPad Friends walk with their devices close to their heart to keep them safe.



iPad friends set their iPad on the table and then pull out their chair to sit down.



iPad friends can keep their hands clean so we keep germs to ourselves.



iPad friends know that when they share an iPad it should sit between them so both friends can see and use it.




iPad friends know to take only one or two pictures, not hold down the button so it takes too many.



iPad friends, like Goldilocks, take a just right picture, not too far and not too close.



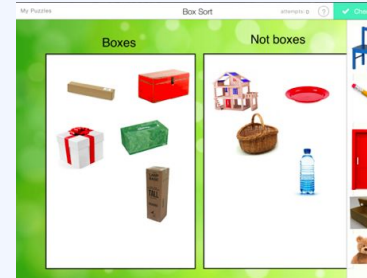
iPad friends can use the camera to take a picture of something they have written, drawn, or created.



iPad friends can use the camera to take a picture of a friend with their favorite book.



iPad friends can use one finger touch to tap and drag (i.e. to sort pictures by attributes using the Stick Around App).



iPad friends can draw to capture their learning and share their thinking on an iPad.




iPad friends can take a picture of a favorite book and draw a review on it.



iPad friends can use one finger to tap and select apps and their claw to close an app on their iPad.




iPad friends can switch the camera from regular camera mode to front-facing camera and from photo to video.




iPad friends can record themselves talking using the camera. They are quiet when other friends are recording.



iPad friends can take pictures and draw/write using the Book Creator App.



iPad friends can use the camera app to record learning in the classroom.




iPad friends can [record their voice](#) using the Book Creator App. They can also add video from their camera roll.



iPad friends can take pictures of their work and activities throughout the school day to use for communication with families.



iPad friends can take pictures of their work to document their progress for online portfolios such as SeeSaw.



iPad friends can use their photo and recording skills to use Chatterpix to tell one thing they learned about being a good iPad friend.




iPad friends can practice identifying and expressing feelings by taking a picture of their partner's 'feelings face' to create a class book.



iPad friends can take a photo and record their voices using descriptive vocabulary to tell about the object they chose through Chatterpix Kids.



iPad friends can sequence a story using apps like the Stick Around App.



iPad friends can create a class iMovie with videos of student learning.



iPad friends can record and share book talks with each other using the camera.

